

G1-M1-Topic D

G1-M1-L14: Consider using this free whiteboard insert during Topic D -

<http://www.teacherbilldavidson.com/curriculum-resources-1/g1-u1-number-path-inserts>

G1-M1-L15: Implement the “Counting on using fingers” strategy earlier and more often.

G1-M1-L16: “Shake those Disks” fluency is overused in fluency sections. Whiteboard exchanges with teacher written sequences streamlines the same concept more efficiently and effectively.





















G1-M1-L14

Add the dots.

1	•	+	•	=	<input type="text"/>
2	• •	+	•	=	<input type="text"/>
3	• •	+	•	=	<input type="text"/>
4	• • •	+	•	=	<input type="text"/>
5	• • •	+	•	=	<input type="text"/>
6	••	+	•	=	<input type="text"/>
7	•	+	••	=	<input type="text"/>
8	•••	+	•	=	<input type="text"/>
9	•	+	•••	=	<input type="text"/>
10	• •	+	• •	=	<input type="text"/>

















G1-M1-L15

Add the dots.

1		+		=	<input type="text"/>
2		+		=	<input type="text"/>
3		+		=	<input type="text"/>
4		+		=	<input type="text"/>
5		+		=	<input type="text"/>
6		+		=	<input type="text"/>
7		+		=	<input type="text"/>
8		+		=	<input type="text"/>
9		+		=	<input type="text"/>
10		+		=	<input type="text"/>

G1-M1-L16

Write the Missing number.

1		 = 7
2		 = 7
3		 = 7
4		 = 7
5		 = 7
6		 = 7
7		 = 7
8		 = 7